

Cumulative Statistics

SWE - Sweden After 8 matches

Time outs: 24 Avg. Time outs: 3.0

No	Name	M	Total			All Goals / Shots							Punishments				Offence			Defence			TP	
			P	Goals	Shots	%	7mP	7m%	6mC	Wing	BT	FB	FTO	9m	YC	RC	2M	2+2	AS	R7	TO/TF	ST		BS
2	HENNINGSSON Philip	8	8	9	89					2/2	6/6		0/1	1				4		2 / 1		1	6	3:00:52
5	JEPPSON Simon	7	22	41	54			2/2	0/2	3/3	0/1		17/33	2	1		7	1	7 / 4			1	2	2:08:53
7	DARJ Max	8	2	7	29				1/3		0/1			5	7				1 / 1		2	4	7	4:28:00
9	TOLLBRING Jerry	8	14	31	45	6/9	67	0/1	6/15		1/5		1/1	1			11				2		1	4:46:20
10	EKBERG Niclas	8	26	44	59	5/9	56	4/4	7/18		8/10	1/1	1/2				5	3	1		4		3	4:31:02
12	PALICKA Andreas	8	1	1	100						1/1						1							3:05:13
15	WANNE Hampus	8	14	22	64			5/5	6/11		3/6								/ 3				1	3:09:35
18	PETTERSSON Frederic	8	3	5	60			3/3	0/1		0/1				3		1	1	/ 2	1		2		1:58:27
19	JAKOBSSON Johan	5	11	20	55			1/1	0/1	1/2	1/1		8/15	1	4		1		8 / 1	1	1	4		1:38:28
20	APPELGREN Mikael	8	0	1	0						0/1						5							4:30:17
23	LAGERGREN Albin	6	23	36	64				1/5	5/6	10/11		7/14	2	2		13	6	5 / 6	2	1	3		4:18:10
24	GOTTFRIDSSON Jim	8	29	58	50			0/1	1/5	11/16		1/1	16/35		1	3	25	5	9 / 4	2	1	2		4:32:43
25	ARNESSON Linus	8	8	16	50					2/3			6/13	1	2		2		4 / 1	1		4		1:44:56
29	CEDERHOLM Andreas	2																						
31	OSTLUND Viktor	3	1	1	100								1/1							1				19:51
32	ZACHRISSON Mattias	8	22	38	58	1/1	100	1/2	2/6	6/6	8/10		4/13			2	4	2	1 / 5	4		6		4:45:16
36	NIELSEN Jesper	8	21	31	68			12/18	4/6		5/6	0/1		4	9		2	1	2 / 1	3	1	2		6:38:11
65	NILSSON Lukas	8	13	28	46				1/2	3/4	2/2		7/20				7	1	6		1			1:33:46
Team														1										
Totals			218	389	56	12/19	63	29/40	29/75	33/42	45/62	2/3	68/148	18	1	33	0	88	20	47 / 29	23	10	43	8:10:00

No	Name	M	Total			All Saves / Shots										
			P	Saves	Shots	%	7mP	7m%	6mC	Wing	BT	FB	FTO	9m	9m%	NS
12	PALICKA Andreas	8	50	138	36	3/16	19	4/11	15/38	2/19	3/9	1/4	22/41	54	21/68	31
20	APPELGREN Mikael	8	69	195	35	5/25	20	9/29	12/44	9/19	6/22	0/3	28/53	53	30/92	33
Empty Net Goals				2												
Totals			120	336	36	8/41	20	13/40	27/82	12/39	9/33	1/7	50/94	53	52/161	32

Attacks

Team	All		Player Majority		Player Minority		Position Attacks		FB		Ind. FB		Team FB		TO	TO %
	G/Att.	%	G/Att.	%	G/Att.	%	G/Att.	%	G/Att.	%	G/Att.	%	G/Att.	%		
SWE	218/421	52	25/41	61	18/33	55	171/355	48	45/63	71	10/14	71	35/49	71	76	18

Legend:	% Efficiency	2Min 2 Minute Suspensions	6m 6-meter Shots	7m 7-meter Shots	9m 9-meter Shots
AS Assists	BS Blocked Shots	BT Breakthroughs	FB Fast Breaks	FTO Fast Throw off	
G/S Goals/Shots	GM Gold Medal Match	MP Matches Played	N/A not applicable	PR Preliminary Round	
RC Red Cards	S/S Saves/Shots	SF Semifinal	ST Steals	TO/TF Turnovers/Technical Faults	
TP Time Played	Wing Wing Shots	YC Yellow Cards			



Cumulative Statistics


SWE - Sweden
After 8 matches

OverView of Shot Distribution

Team
Goals / Shots

25/38	7/12	16/26
20/39	2/9	27/45
46/65	12/20	63/77

17-Missed 21-Post 20-Blocked



Goalkeepers
Saves / Shots

13/36	9/27	10/34
16/36	12/18	21/31
19/66	9/37	11/51

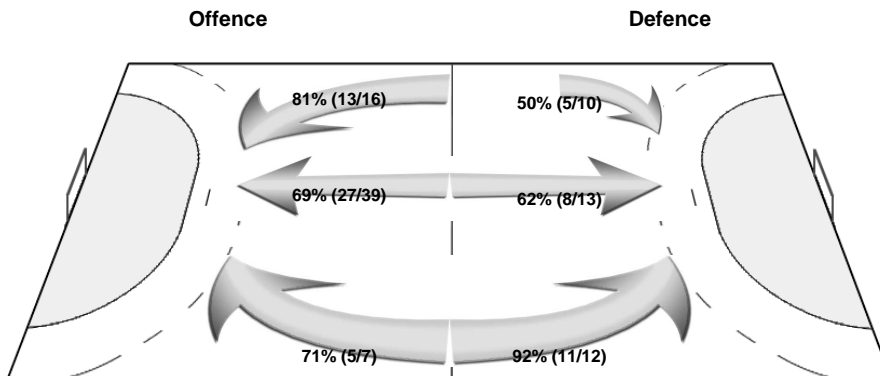
12 PALICKA A

5/20	3/7	7/16
6/12	4/5	7/13
11/33	3/12	4/20

20 APPELGREN M

8/16	6/20	3/18
10/24	8/12	13/17
8/32	6/25	7/31

Shot Distribution Fast Breaks

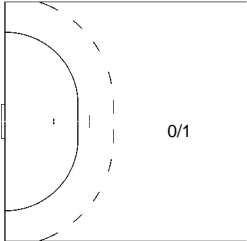


Cumulative Statistics

SWE - Sweden After 8 matches

Players Shot Distribution Goals / Shots

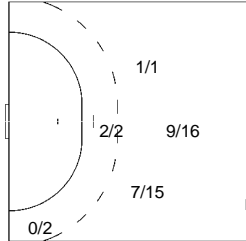
2 HENNINGSSON Philip



	0/1	
4/4	3/3	1/1

6/6 Fast Breaks 2/2 Breakthroughs

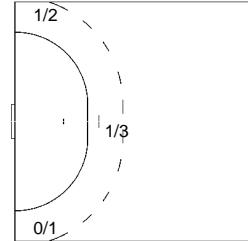
5 JEPPESSON Simon



5/5	1/1	2/3
4/9	0/1	0/1
4/5	1/1	5/7

5-Missed 3-Blocked
0/1 Fast Breaks 3/3 Breakthroughs
0/1 Direct Free Throw

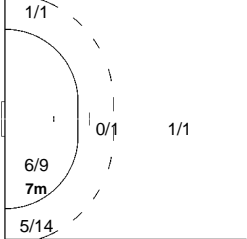
7 DARJ Max



	0/1	
2/2		0/2

1-Missed 1-Post
0/1 Fast Breaks

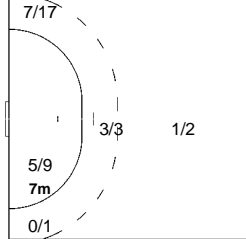
9 TOLLBRING Jerry



0/1		
2/2	0/2	2/5
4/6	1/4	5/7

2-Missed 2-Post
1/5 Fast Breaks

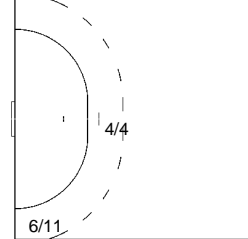
10 EKBERG Niclas



2/2		4/6
2/4	1/2	1/4
3/6	1/4	12/13

3-Post
8/10 Fast Breaks
1/1 Over Circle

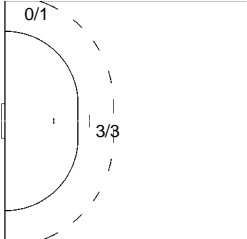
15 WANNE Hampus



1/3		1/3
1/1		2/3
4/5	1/2	4/4

1-Post
3/6 Fast Breaks
1/1 Over Circle

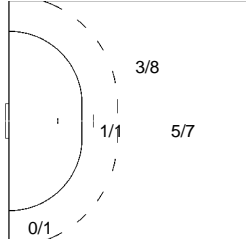
18 PETTERSSON Frederic



0/1		
0/1		1/1
1/1	1/1	

0/1 Fast Breaks

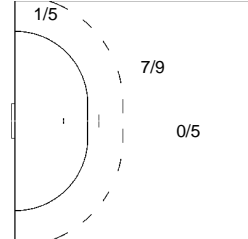
19 JAKOBSSON Johan



3/4	0/1	4/5
1/3	0/1	3/4

1-Post 1-Blocked
1/1 Fast Breaks 1/2 Breakthroughs

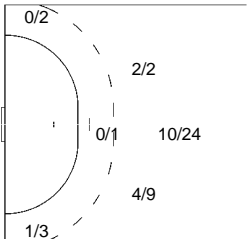
23 LAGERGREN Albin



6/9	0/1	0/1
2/2		7/9
3/4	2/2	3/3

1-Missed 3-Post 1-Blocked
10/11 Fast Breaks 5/6 Breakthroughs

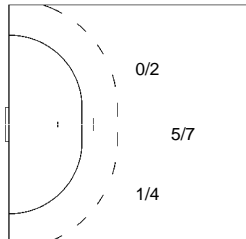
24 GOTTFRIDSSON Jim



3/3	2/4	6/9
3/6		5/7
5/8	1/1	4/6

5-Missed 4-Post 5-Blocked
11/16 Breakthroughs

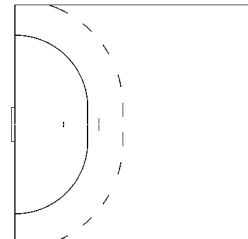
25 ARNESSON Linus



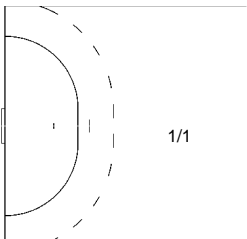
1/1	1/2	1/1
0/1		0/1
2/3		3/5

2-Blocked
2/3 Breakthroughs

29 CEDERHOLM Andreas

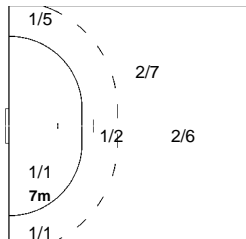


31 OSTLUND Viktor



1/1		

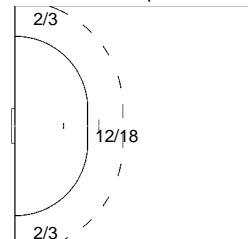
32 ZACHRISSON Mattias



2/5		1/1
1/2		2/4
4/6		12/13

2-Post 5-Blocked
8/10 Fast Breaks 6/6 Breakthroughs

36 NIELSEN Jesper



2/4	2/2	1/2
1/3		2/4
5/5	1/1	7/8

1-Missed 1-Blocked
5/6 Fast Breaks